

Booking Accessible Seats Online

For our seated events, some seats are held off from general sale - for instance spaces for wheelchair users, seats with flat floor access, and where applicable seats with best views of captioning or BSL interpretation.

If you need to book one of these seats, you can do so online by indicating your access requirements on your account – see instructions below.

Personal Assistant tickets for customers who would otherwise be unable to attend the venue are available free of charge.

PA tickets can be booked online by customers who have joined our [Access Register](#) and provided proof of eligibility. They can also be booked by [contacting the box office](#) directly.

If you have any further questions about booking access tickets, please contact our box office:

boxoffice@attenboroughcentre.com

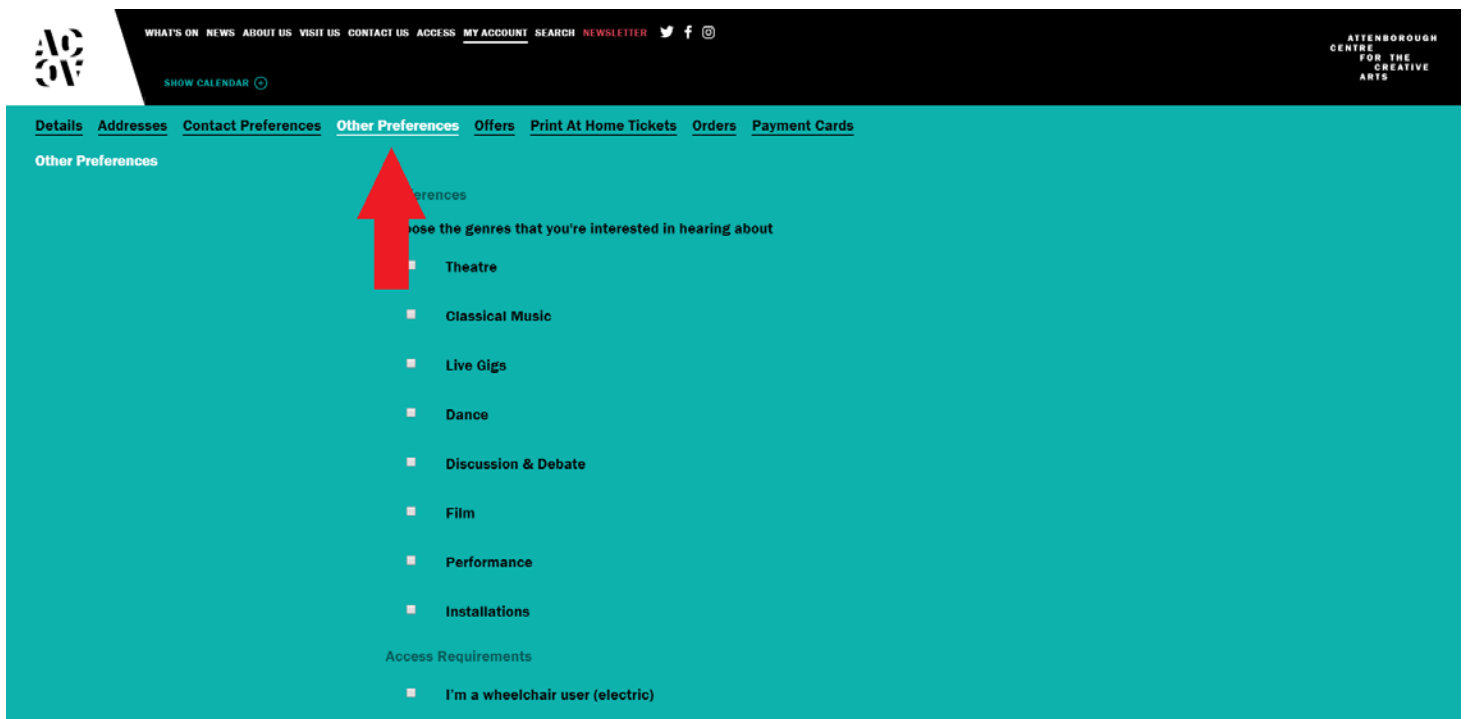
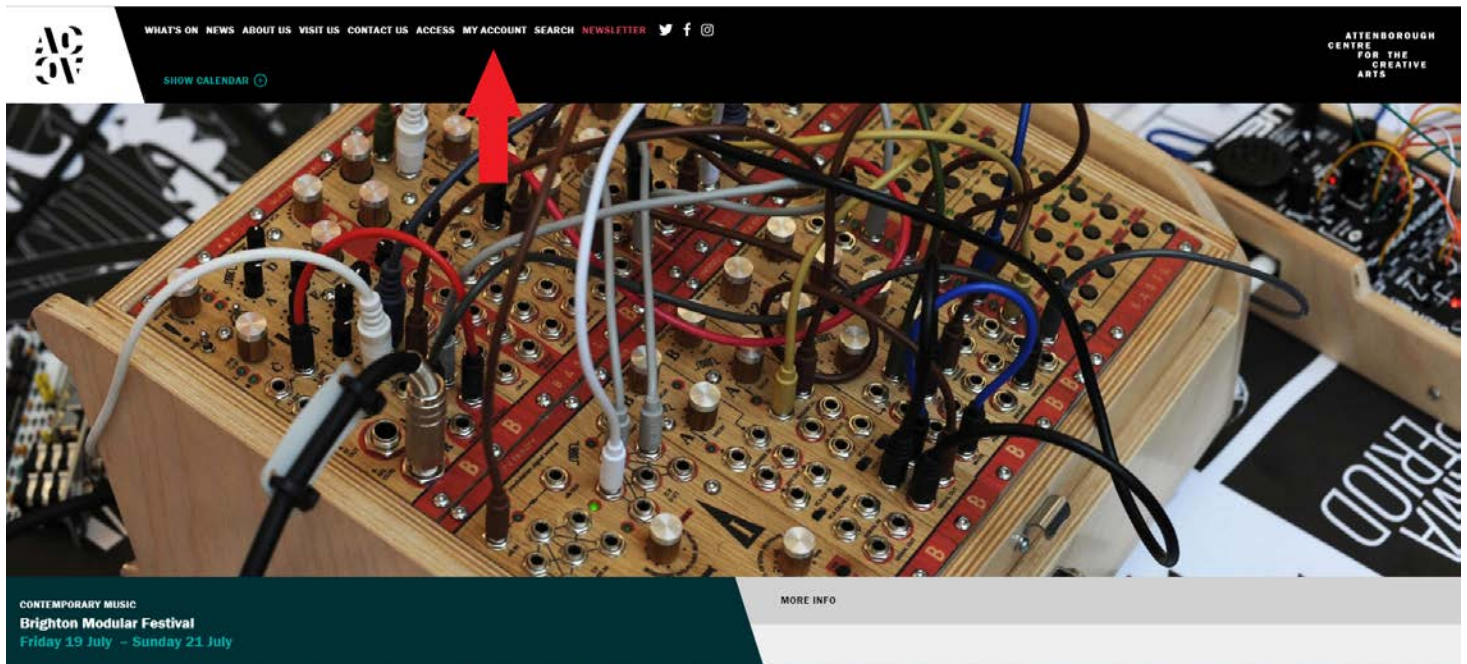
01273 67 88 22

Opening hours: Monday – Friday 10am – 4pm.

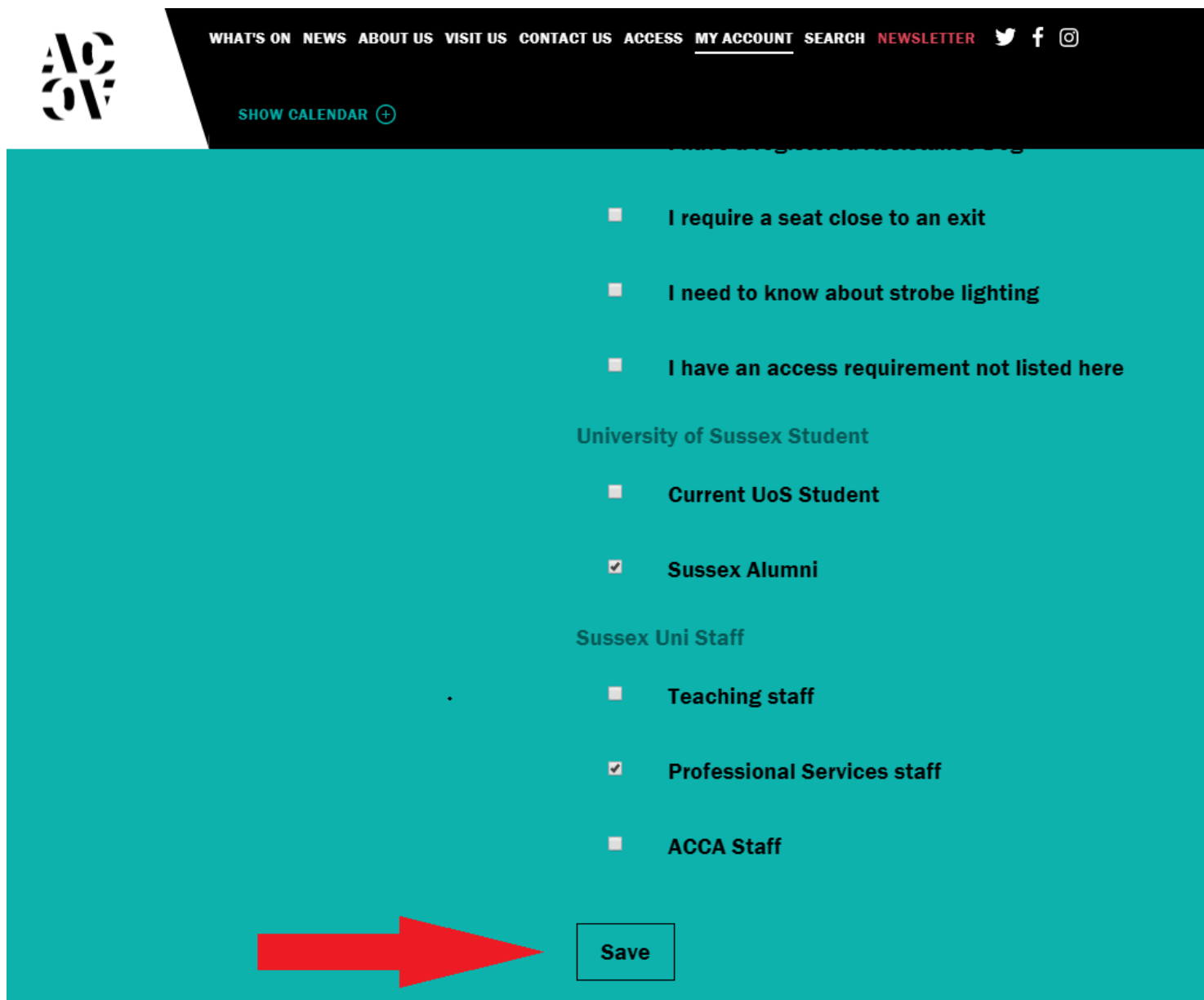
For more information about access at ACCA, see the [Access page](#) on our website.

How to book access tickets online:

On the [ACCA website](#), go to your My Account page, and click on Other Preferences.



There is a list of access requirements; tick the ones that apply to you and click the “Save” button at the bottom of the page.



The screenshot shows the top navigation bar of the University of Sussex website. The navigation menu includes: WHAT'S ON, NEWS, ABOUT US, VISIT US, CONTACT US, ACCESS, MY ACCOUNT (underlined), SEARCH, and NEWSLETTER. Social media icons for Twitter, Facebook, and Instagram are also present. Below the navigation bar, there is a teal banner with the text "SHOW CALENDAR (+)".

The main content area is a teal background with a list of access requirements:

- I require a seat close to an exit
- I need to know about strobe lighting
- I have an access requirement not listed here

Below these requirements, there are two sections:

University of Sussex Student

- Current UoS Student
- Sussex Alumni

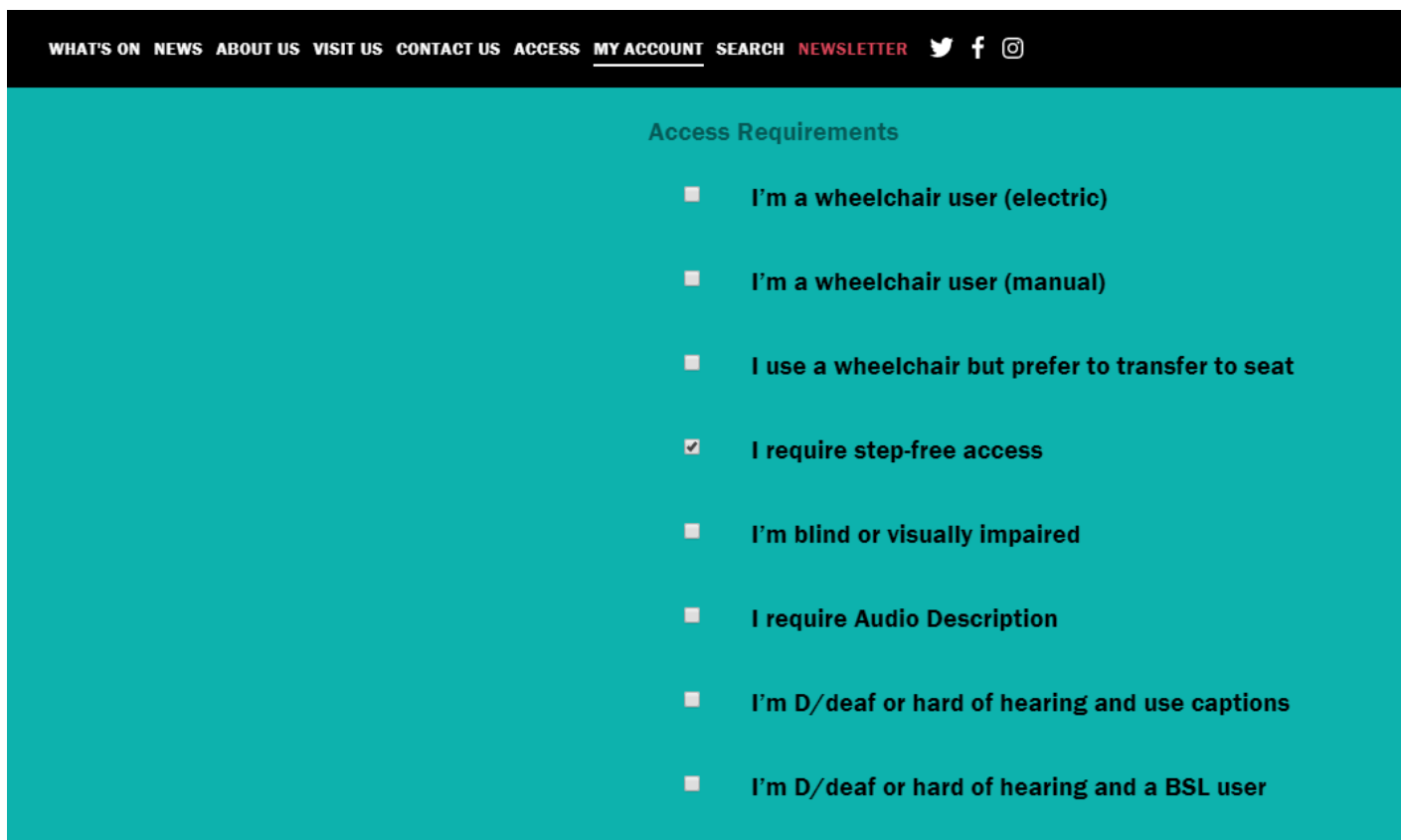
Sussex Uni Staff

- Teaching staff
- Professional Services staff
- ACCA Staff

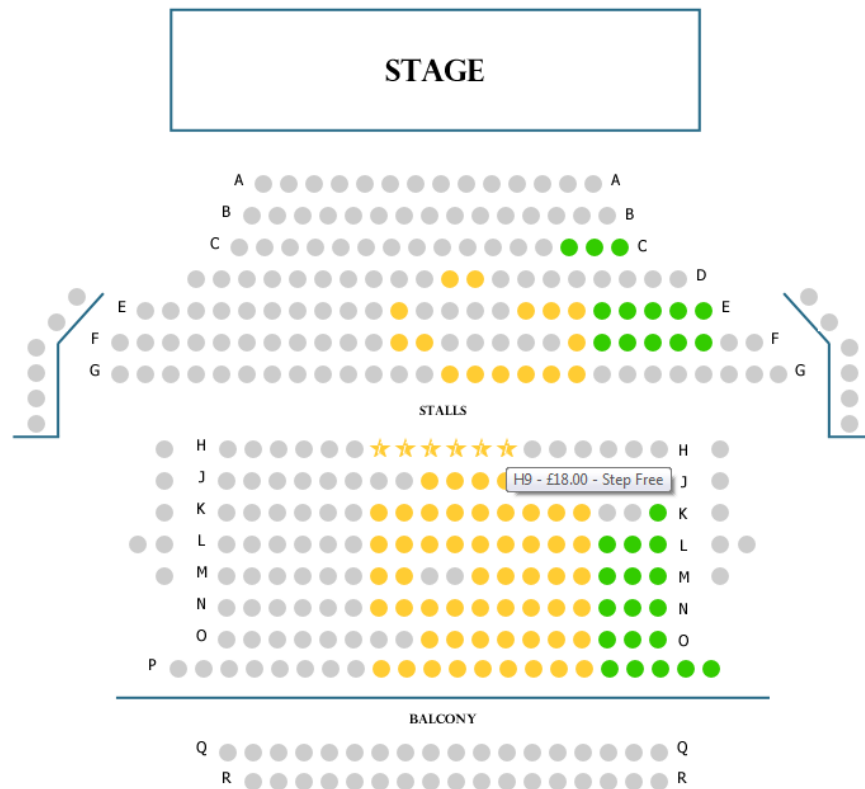
A large red arrow points from the left towards a "Save" button located at the bottom right of the teal area.

Your access requirements will be saved on your account, and this will make the relevant seats available to you when booking online.

In this example, “I require step-free access” has been ticked.



When going to book tickets, the seats with step free access are now available, and are marked with a star:



These seats can be selected and booked as normal.

Auditorium

Further information about the seating in the auditorium:

There are three routes to the auditorium:

- Stairs from the foyer – 18 steps
- Stairs from the café – 16 steps
- Customer lift

Row H has step-free access; it is the central row in the auditorium, about halfway back from the stage.

The following seats can be booked as spaces for wheelchair users:

- H4, H7, H16, H19

Rows A – G are closer to the stage, and are down 1 – 7 stairs from Row H level.

Rows J – P are further away, and are up 1 – 7 stairs from Row H.

Rows Q and R are on the rear balcony, and are only accessible via stairs (16 steps from auditorium level).

The two small side balconies are accessible via stairs (10 steps from auditorium level).